

Condensate Separators

HGS SERIES & HPE SERIES



**SELECTIVELY TARGET LUBRICANTS
TO ENSURE SUCCESSFUL SEPARATION**

**Condensate...
The Byproduct of Air Compression**

Condensate generated by lubricated type air compressors is comprised of atmospheric borne water vapor and lubricant from the compression process. Post compression, condensate is dropped from the air stream in the cooling, refrigerated drying and filtration phases of the air treatment process. Regardless of site conditions, it is virtually impossible to remain legally compliant with local discharge regulations without proper separation equipment.

**Condensate Volume...
It Changes with the Weather**

Changes in ambient temperature, relative humidity and plant air demands leaves the ratio of lubricant-to-water, commonly referred to as parts per million (ppm), in flux. Condensable water vapor varies from practically nothing during frosty winter conditions, to large volumes produced during the heat and humidity of summer.

With average ambient conditions of 70°F/70% R.H., a 500 scfm (100 HP) air system can fill two (2) 24-foot swimming pools every year. Rather than store the condensate and pay to have it hauled away, both economy and ecology dictate the installation of the proper Hankison Condensate Separator to target the undesirable lubricant.

**ASTM #D-1401 Test Results...
the key to Separator selection**

Equal parts of fresh lubricant and distilled water are blended in this laboratory test performed by the lubricant manufacturers. Due to each unique formulation, test results will vary from manufacturer-to-manufacturer for what appears to be the same type of lubricant. Results range from complete separation in <1 minute, to a homogenized emulsion that never separates. Comprehensive lubricant identification is critical to ensure the proper Condensate Separator is selected.


Selection Guidelines*

Series	Lubricant ml	Distilled		Emulsion ml	Time min.
		H ₂ O ml			
HGS	40	40	0	0	1
HPE	<40	>40		2 or 3	varies

* Computerized sizing program ensures proper selection. Consult your distributor.

**Hankison HGS Series...
Targets Demulsible Lubricants**

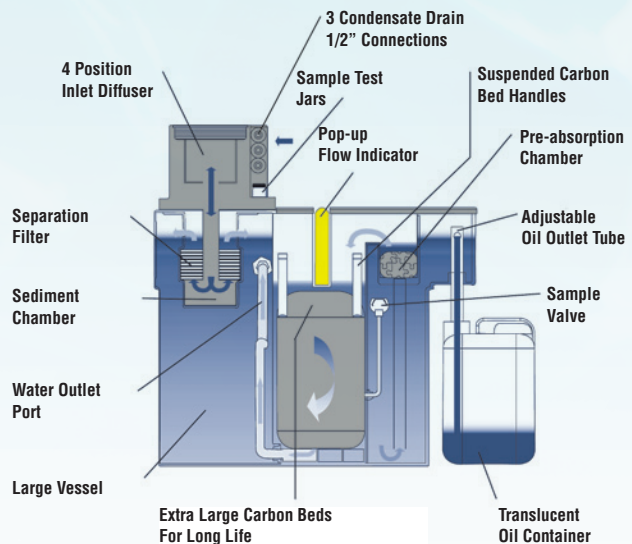
"Gravity Separation" Condensate Separators are ideal for applications that use a single lubricant and rapidly separate in <5 minutes into 2 distinct layers. Excellent candidates tend to be proprietary PAO (polyalphaolefin) based lubricants marketed by compressor manufacturers.



HGS Series
Pelletized activated carbon
adsorbs trace lubricants

HPE Series
Magnetized zeolite adsorbs
polar formulations

HGS Series Separators use a large tank of water that allows separable lubricant to float to the surface. Incoming condensate displaces cleaner water from the bottom to flow through a bed of activated carbon to remove trace lubricant to 15 ppm.



HANKISON HPE SERIES... TARGETS EMULSIFIED LUBRICANTS

"Polar Extraction" Condensate Separators are ideal for applications that use multiple lubricants that don't separate well. Originally designed for homogenous Polyglycol (PAG) based polar formulations like SSR Ultra Coolant® and Sullube 32®, HPE Series separators have excelled in tough applications with mixed lubricants (consult Distributor for Sullair 24KT®*) from a variety of compressor stations.

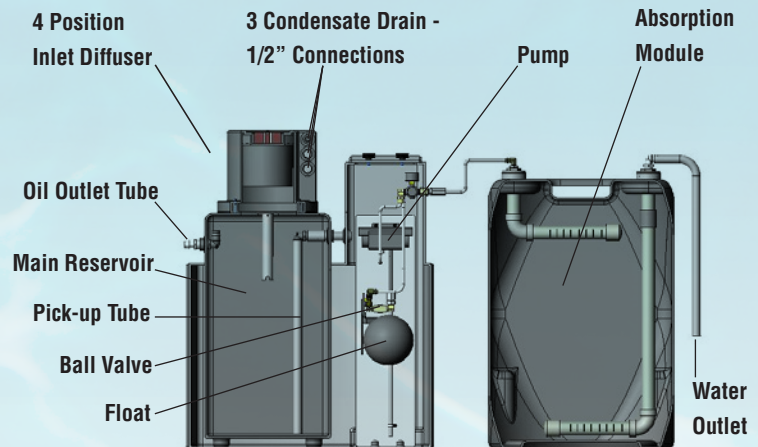
HPE Series Condensate Separators use specially coated zeolite to establish a polar magnetic field that selectively targets positive and negatively charged lubricant molecules. Attracted to the charged surface, polar lubricant molecules bond to the opposite magnetic pole and are removed from the condensate. As water is neutral, it slips through the Absorption Module unimpeded to deliver <15 ppm to sanitary sewer.

SSR Ultra Coolant® registered trademark of Ingersoll-Rand. Sullube 32® and 24KT® are registered trademarks of Sullair Corporation.

Features 3 Application Friendly Versions

Pressure Fed Separation system for larger air systems to 1,125 scfm

- Depressurization chamber with 3 inlet connections
- Patented automatic level control system #U.S. Patent 6,132,620
- Pneumatic pump adapts to all size Absorption Modules, prevents overflow and transports condensate to sanitary sewer
- Self-contained Absorption Module lasts about 1 year
- Optional Condensate Control Manifold for system expansion



Gravity Fed

Separation system for air systems to 125 scfm

- Wall-mounted Depressurization Chamber with 3 inlet connections
- 6' Large I.D. hose gravity feeds Absorption Module
- Design ensures up to 7.2 psi
- Interconnecting fittings included



Adapter Package

Converts ANY gravity type separator to an HPE Series separator.

- Eliminates overflow problems caused by choked carbon filters
- Upgrades your old separator and eliminates the carbon filter
- Remote pumping chamber collects outlet water from gravity separator
- Automatic operation with level controlled pump system
- Pressure fed long life Absorption Module
- Extends filter life to approximately 1 year



HGS AND HGE SERIES SPECIFICATIONS

HPE Series Product Specifications

Technology Group Packages (includes Filter Module)	Model Number	Max CFM	Nominal HP	Dimensions						Condensate Inlets NPT	Water Outlet NPT	Extracted Lubricant Capacity gallons	System Weight	
				H		W		D					lbs	kg
				in	mm	in	mm	in	mm					
Gravity-fed <i>(Wall-mounted diffuser for economy through 125 scfm)</i>	HPE-G-60	60	15	96.8	2458.72	11	279.4	11	279.4	(3) 0.5"	0.75"	1.5	42	19.1
	HPE-G-125	125	30	101.8	2585.72	15	381	15	381			5	100	45.4
Pressure-fed ¹ <i>(Combines: Diffuser, gravity separation, integral pump for flows through 1125 scfm)</i>	HPE-P-250	250	50	37.8	960.12	44.5	1130.3	19.5	495.3			5	140	63.5
	HPE-P-560	560	100	37.8	960.12	48.1	1221.7	19.5	495.3			12	250	113.4
	HPE-P-1125	1125	200	37.8	960.12	60.8	1544.2	23	584.2			24	450	204.1
Adapter Package ¹ <i>(Upgrade any brand of gravity type separator to a HPE Series.)</i>	HPE-A-60	60	15	27	685.8	26	660.4	15	381			1.5	47	21.3
	HPE-A-250	250	50	27	685.8	30	762	15	381			5	105	47.6
	HPE-A-560	560	100	28.5	723.9	33.6	853.44	18.6	472.4			12	215	97.5
	HPE-A-1125	1125	200	32.5	825.5	38	965.2	23	584.2			24	415	97.5

¹ Air Inlet Connection (1/2" NPT) requires clean, dry compressed air (<.35 scfm @ 20 psig) for pump operation

Volume Modulation & Balance Diverter

Volume Modulation & Balance Diverter	Model Number	Max GPH per Outlet	Condensate Inlets NPT	Condensate Outlets NPT	Instantaneous Liquid Capacity gallons	System Weight	
						lbs	kg
Condensate Control Manifold	CCM-3	115	(3) 1/2"	(3) 1/2"	2.4	15	6.8
	CCM-4	115	(3) 1/2"	(4) 1/2"	2.4	15	6.8

Replacement Parts

Replacement Parts	Model Number	Maximum CFM	Nominal HP	Extracted Lubricant Capacity gallons	Dimensions						Weight	
					H		W		D		lbs	kg
					in	mm	in	mm	in	mm		
Absorption Modules	AM5	60	15	1.5	15	381	11	279.4	11	279.4	35	15.9
	AM15	250	50	5	20	508	15	381	15	381	90	40.8
	AM30	560	100	12	28.5	723.9	18.6	472.4	18.6	472.4	200	90.7
	AM55	1125	200	24	32.5	825.5	23	584.21	23	584.2	400	181.4
Pump Rebuild Kit	PRK-1											
Pump	PDP-1											

HGS Series Product Specifications

Model Number	Max CFM @ 90°F / 90%RH	Max CFM @ 70°F / 70%RH	Dimensions						Condensate Inlets NPT	Water Outlet NPT	Oil Container Volume gallons	System Weight	
			H		W		D					lbs	kg
			in	mm	in	mm	in	mm					
HGS-150	150	357	30	762	26.5	673.1	19	482.6	(3) 1/2"	3/4"	1.5	53	24
HGS-300	300	714	39	990.6	34	863.6	21	533.4		3/4"	5	77	34.9
HGS-600	600	1428	39	990.6	35	889	31	787.4		1"	5	120	54.4
HGS-1200	1200	2856	39	990.6	72	1828.8	31	787.4		(2) 1"	5.1	240	108.9
HGS-1800	1800	4284	39	990.6	109	2768.6	31	787.4		(3) 1"	5.2	360	163.3
HGS-2400	2400	5712	39	990.6	146	3708.4	31	787.4		(4) 1"	5.3	480	217.7

¹ 2 Oil Containers

² 3 Oil Containers

³ 4 Oil Containers



SPX FLOW TECHNOLOGY
1000 PHILADELPHIA STREET
CANONSBURG, PA 15317-1700 U.S.A.
TEL | 724 | 745 | 1555
FAX | 724 | 745 | 6040
hankison.sales@spx.com
www.hankisonintl.com
www.spuxt.com

